




As at the Quarter Ending December 31, 2020

Department : State Universities and Colleges (SUCs)  
 Agency : Carlos C. Hilado Memorial State College  
 Operating Unit : < not applicable >  
 Organization Code : 08 060 0000000  
 Fund Cluster : 05 - Internally Generated Funds

Classification/Sources of Revenue and Other Receipts	UACS CODE	REVENUE TARGET (Annual) per BESF	Actual Revenue and Other Receipts Collections					Cumulative Remittance/Deposits to Date			Variance		Remarks
			1st Quarter Ending March 31	2nd Quarter Ending June 30	3rd Quarter Ending Sept. 30	4th Quarter Ending Dec. 31	Total	Remittance to BTr	Deposited with AGDB	TOTAL	Amount	%	
1	2	3	4	5	6	7	8=(6+(-)7)-8+9	9	10	11=(9+10)	12=(8-3)	13=(12/3)	14
Internally Generated Funds		195,638,000.00	21,106,502.93	1,081,552.28	62,201,451.33	71,959,539.18	156,349,045.72	0.00	84,389,506.54	84,389,506.54	(39,288,954.28)	-20 %	
Non-Revenue Collections/Other Receipts		195,638,000.00	21,106,502.93	1,081,552.28	62,201,451.33	71,959,539.18	156,349,045.72	0.00	84,389,506.54	84,389,506.54	(39,288,954.28)	-20 %	
Cash Receipts		195,638,000.00	21,106,502.93	1,081,552.28	62,201,451.33	71,959,539.18	156,349,045.72	0.00	84,389,506.54	84,389,506.54	(39,288,954.28)	-20 %	
Non-Tax		195,638,000.00	21,106,502.93	1,081,552.28	62,201,451.33	71,959,539.18	156,349,045.72	0.00	84,389,506.54	84,389,506.54	(39,288,954.28)	-20 %	
Registration Fees	4020102000	3,463,000.00	79,960.00	2,700.00	710,025.00	1,279,000.00	2,071,675.00	0.00	792,875.00	792,875.00	(1,391,325.00)	-40 %	
Fines and Penalties - Service Income	4020114000	56,000.00	29,499.75	45,618.07	3,408.43	41,869.83	120,366.06	0.00	78,496.25	78,496.25	64,366.06	115 %	
Other Service Income	4020199099	84,000.00	4,060.00	15.00	8,800.00	10.00	12,875.00	0.00	12,865.00	12,865.00	(71,125.00)	-85 %	
Tuition Fees	4020201001	99,023,000.00	13,376,901.54	420,700.00	32,109,278.85	36,557,063.46	82,463,641.85	0.00	45,906,578.39	45,906,578.39	(16,559,358.15)	-17 %	
Income Collected from Students	4020201002	6,019,000.00	480,654.45	51,818.50	36,034.05	1,108,181.75	1,658,688.75	0.00	550,507.00	550,507.00	(4,380,311.25)	-72 %	
Income from Other Sources	4020201003	3,443,000.00	2,479,090.53	416,799.21	635.00	1,179,780.35	4,076,295.09	0.00	2,896,514.74	2,896,514.74	833,295.09	18 %	
Other School Fees	4020201099	80,492,000.00	4,230,283.50	140,087.00	29,325,890.00	29,686,355.80	63,381,598.30	0.00	33,696,240.50	33,696,240.50	(17,110,403.70)	-21 %	
Examination Fees	4020203000	35,000.00	7,700.00	0.00	0.00	1,618,320.00	1,626,020.00	0.00	7,700.00	7,700.00	1,591,020.00	4,546 %	
Rent/Lease Income	4020205000	2,142,000.00	280,865.20	0.00	2,675.00	414,305.59	697,845.79	0.00	283,540.20	283,540.20	(1,444,154.21)	-67 %	
Others	4020210999	881,000.00	157,857.96	3,824.50	2,707.00	75,652.40	240,041.86	0.00	164,389.46	164,389.46	(640,958.14)	-73 %	
<b>TOTAL</b>		<b>195,638,000.00</b>	<b>21,106,502.93</b>	<b>1,081,552.28</b>	<b>62,201,451.33</b>	<b>71,959,539.18</b>	<b>156,349,045.72</b>	<b>0.00</b>	<b>84,389,506.54</b>	<b>84,389,506.54</b>	<b>(39,288,954.28)</b>	<b>-20 %</b>	

Certified Correct:  
  
**JERRY S. GUMATA, CPA**  
 Accountant III  
 Date:


Recommending Approval:  
  
**ROSALINA S. TUVILLA**  
 VP - Admin and Finance  
 Date:


Approved By:  
  
**NORBERTO P. MANGULABNAN**  
 SUC President III  
 Date:


**QUARTERLY REPORT OF REVENUE AND OTHER RECEIPTS**  
As at the Quarter Ending September 30, 2020

Department : State Universities and Colleges (SUCs)  
 Agency : Carlos C. Hilado Memorial State College  
 Operating Unit : < not applicable >  
 Organization Code : 08 060 0000000  
 Fund Cluster : 05 - Internally Generated Funds

Classification/Sources of Revenue and Other Receipts	UACS CODE	REVENUE TARGET (Annual) per BESF	Actual Revenue and Other Receipts Collections					Cumulative Remittance/Deposits to Date			Variance		Remarks
			1st Quarter Ending March 31	2nd Quarter Ending June 30	3rd Quarter Ending Sept. 30	4th Quarter Ending Dec. 31	Total	Remittance to BTr	Deposited with AGDB	TOTAL	Amount	%	
1	2	3	4	5	6	7	8=[(6+(-)7)-8+9]	9	10	11=(9+10)	12=(8-3)	13=(12/3)	14
<b>Internally Generated Funds</b>		195,638,000.00	21,106,502.93	1,081,552.28	62,201,451.33	0.00	84,389,506.54	0.00	84,389,506.54	84,389,506.54	(111,248,493.46)	-57 %	
<b>Non-Revenue Collections/Other Receipts</b>		195,638,000.00	21,106,502.93	1,081,552.28	62,201,451.33	0.00	84,389,506.54	0.00	84,389,506.54	84,389,506.54	(111,248,493.46)	-57 %	
<b>Cash Receipts</b>		195,638,000.00	21,106,502.93	1,081,552.28	62,201,451.33	0.00	84,389,506.54	0.00	84,389,506.54	84,389,506.54	(111,248,493.46)	-57 %	
<b>Non-Tax</b>		195,638,000.00	21,106,502.93	1,081,552.28	62,201,451.33	0.00	84,389,506.54	0.00	84,389,506.54	84,389,506.54	(111,248,493.46)	-57 %	
Registration Fees	4020102000	3,463,000.00	79,950.00	2,700.00	710,025.00	0.00	792,675.00	0.00	792,675.00	792,675.00	(2,670,325.00)	-77 %	
Fines and Penalties - Service Income	4020114000	56,000.00	29,469.75	45,618.07	3,408.43	0.00	78,496.25	0.00	78,496.25	78,496.25	22,496.25	40 %	
Other Service Income	4020199099	84,000.00	4,050.00	15.00	8,800.00	0.00	12,865.00	0.00	12,865.00	12,865.00	(71,135.00)	-85 %	
Tuition Fees	4020201001	99,023,000.00	13,378,601.54	420,700.00	32,109,276.85	0.00	45,906,578.39	0.00	45,906,578.39	45,906,578.39	(53,116,421.61)	-54 %	
Income Collected from Students	4020201002	6,019,000.00	460,654.45	51,818.50	38,034.05	0.00	550,507.00	0.00	550,507.00	550,507.00	(5,468,493.00)	-91 %	
Income from Other Sources	4020201003	3,443,000.00	2,479,090.53	416,789.21	635.00	0.00	2,896,514.74	0.00	2,896,514.74	2,896,514.74	(546,485.26)	-16 %	
Other School Fees	4020201099	80,492,000.00	4,230,263.50	140,087.00	29,325,890.00	0.00	33,696,240.50	0.00	33,696,240.50	33,696,240.50	(46,795,759.50)	-58 %	
Examination Fees	4020203000	35,000.00	7,700.00	0.00	0.00	0.00	7,700.00	0.00	7,700.00	7,700.00	(27,300.00)	-78 %	
Rent/Lease Income	4020205000	2,142,000.00	280,865.20	0.00	2,675.00	0.00	283,540.20	0.00	283,540.20	283,540.20	(1,858,459.80)	-87 %	
Others	4020221099	881,000.00	157,857.98	3,824.50	2,707.00	0.00	164,389.46	0.00	164,389.46	164,389.46	(716,610.54)	-81 %	
<b>TOTAL</b>		195,638,000.00	21,106,502.93	1,081,552.28	62,201,451.33	0.00	84,389,506.54	0.00	84,389,506.54	84,389,506.54	(111,248,493.46)	-57 %	

Certified Correct:  
  
 JERRY S. GUMATA  
 ACCOUNTANT III  
 Date: 2020-10-08 12:10:19.0


Recommending Approval:  
  
 ROSALINDA S. TUWILA  
 VICE PRES. ADMIN. & FINANCE  
 Date: 2020-10-08 12:18:02.0


Approved By:  
  
 DR. NORBERTO P. MANGULABNAN  
 SUC PRESIDENT III  
 Date: 2020-10-08 12:27:02.0


**QUARTERLY REPORT OF REVENUE AND OTHER RECEIPTS**  
As at the Quarter Ending June 30, 2020

Department : State Universities and Colleges (SUCs)  
 Agency : Carlos C. Hilado Memorial State College  
 Operating Unit : < not applicable >  
 Organization Code : 08 060 0000000  
 Fund Cluster : 05 - Internally Generated Funds

Classification/Sources of Revenue and Other Receipts	UACS CODE	REVENUE TARGET (Annual) per BESF	Actual Revenue and Other Receipts Collections					Cumulative Remittance/Deposits to Date			Variance		Remarks
			1st Quarter Ending March 31	2nd Quarter Ending June 30	3rd Quarter Ending Sept. 30	4th Quarter Ending Dec. 31	Total	Remittance to BTr	Deposited with AGDB	TOTAL	Amount	%	
1	2	3	4	5	6	7	8=[(6+(-)7)-8+9]	9	10	11=(9+10)	12=(8-3)	13=(12/3)	14
Internally Generated Funds		195,638,000.00	21,106,502.93	1,081,552.28	0.00	0.00	22,188,055.21	0.00	22,188,055.21	22,188,055.21	(173,449,944.79)	-89 %	
Non-Revenue Collections/Other Receipts		195,638,000.00	21,106,502.93	1,081,552.28	0.00	0.00	22,188,055.21	0.00	22,188,055.21	22,188,055.21	(173,449,944.79)	-89 %	
Cash Receipts		195,638,000.00	21,106,502.93	1,081,552.28	0.00	0.00	22,188,055.21	0.00	22,188,055.21	22,188,055.21	(173,449,944.79)	-89 %	
Non-Tax		195,638,000.00	21,106,502.93	1,081,552.28	0.00	0.00	22,188,055.21	0.00	22,188,055.21	22,188,055.21	(173,449,944.79)	-89 %	
Registration Fees	4020102000	3,463,000.00	79,950.00	2,700.00	0.00	0.00	82,650.00	0.00	82,650.00	82,650.00	(3,380,350.00)	-98 %	
Fines and Penalties - Service Income	4020114000	56,000.00	29,469.75	45,618.07	0.00	0.00	75,087.82	0.00	75,087.82	75,087.82	19,087.82	34 %	
Other Service Income	4020199099	84,000.00	4,050.00	15.00	0.00	0.00	4,065.00	0.00	4,065.00	4,065.00	(79,935.00)	-95 %	
Tuition Fees	4020201001	99,023,000.00	13,376,601.54	420,700.00	0.00	0.00	13,797,301.54	0.00	13,797,301.54	13,797,301.54	(85,225,698.46)	-86 %	
Income Collected from Students	4020201002	6,019,000.00	460,654.45	51,818.50	0.00	0.00	512,472.95	0.00	512,472.95	512,472.95	(5,506,527.05)	-91 %	
Income from Other Sources	4020201003	3,443,000.00	2,479,090.53	416,789.21	0.00	0.00	2,895,879.74	0.00	2,895,879.74	2,895,879.74	(547,120.26)	-16 %	
Other School Fees	4020201099	80,492,000.00	4,230,263.50	140,087.00	0.00	0.00	4,370,350.50	0.00	4,370,350.50	4,370,350.50	(76,121,649.50)	-95 %	
Examination Fees	4020203000	35,000.00	7,700.00	0.00	0.00	0.00	7,700.00	0.00	7,700.00	7,700.00	(27,300.00)	-78 %	
Rent/Lease Income	4020205000	2,142,000.00	280,865.20	0.00	0.00	0.00	280,865.20	0.00	280,865.20	280,865.20	(1,861,134.80)	-87 %	
Others	4020221099	881,000.00	157,857.96	3,824.50	0.00	0.00	161,682.46	0.00	161,682.46	161,682.46	(719,317.54)	-82 %	
<b>TOTAL</b>		<b>195,638,000.00</b>	<b>21,106,502.93</b>	<b>1,081,552.28</b>	<b>0.00</b>	<b>0.00</b>	<b>22,188,055.21</b>	<b>0.00</b>	<b>22,188,055.21</b>	<b>22,188,055.21</b>	<b>(173,449,944.79)</b>	<b>-89 %</b>	

Certified Correct:  
  
 JERRY S. GUMATA  
 ACCOUNTANT III  
 Date: 2020-07-09 10:02:14.0

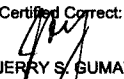
Recommending Approval:  
  
 ROSALINDA S. TUVILLA  
 VICE PRES. ADMIN. & FINANCE  
 Date: 2020-07-09 10:09:37.0


Approved By:  
  
 DR. RENATO W. SOROLLA  
 SUC PRESIDENT III  
 Date: 2020-07-09 10:14:22.0

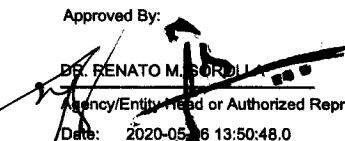
**QUARTERLY REPORT OF REVENUE AND OTHER RECEIPTS**  
As at the Quarter Ending March 31, 2020

Department : State Universities and Colleges (SUCs)  
 Agency : Carlos C. Hilado Memorial State College  
 Operating Unit : < not applicable >  
 Organization Code : 08 060 0000000  
 Fund Cluster : 05 - Internally Generated Funds

Classification/Sources of Revenue and Other Receipts	UACS CODE	REVENUE TARGET (Annual) per BESF	Actual Revenue and Other Receipts Collections					Cumulative Remittance/Deposits to Date			Variance		Remarks
			1st Quarter Ending March 31	2nd Quarter Ending June 30	3rd Quarter Ending Sept. 30	4th Quarter Ending Dec. 31	Total	Remittance to BTr	Deposited with AGDB	TOTAL	Amount	%	
1	2	3	4	5	6	7	8={(6+(-)7)-8+9}	9	10	11=(9+10)	12=(8-3)	13=(12/3)	14
Internally Generated Funds		195,638,000.00	21,106,502.93	0.00	0.00	0.00	21,106,502.93	0.00	0.00	0.00	(174,531,497.07)	-89 %	
Non-Revenue Collections/Other Receipts		195,638,000.00	21,106,502.93	0.00	0.00	0.00	21,106,502.93	0.00	0.00	0.00	(174,531,497.07)	-89 %	
Cash Receipts		195,638,000.00	21,106,502.93	0.00	0.00	0.00	21,106,502.93	0.00	0.00	0.00	(174,531,497.07)	-89 %	
Non-Tax		195,638,000.00	21,106,502.93	0.00	0.00	0.00	21,106,502.93	0.00	0.00	0.00	(174,531,497.07)	-89 %	
Registration Fees	4020102000	3,463,000.00	79,950.00	0.00	0.00	0.00	79,950.00	0.00	0.00	0.00	(3,383,050.00)	-98 %	
Fines and Penalties - Service Income	4020114000	56,000.00	29,469.75	0.00	0.00	0.00	29,469.75	0.00	0.00	0.00	(26,530.25)	-47 %	
Other Service Income	4020199099	84,000.00	4,050.00	0.00	0.00	0.00	4,050.00	0.00	0.00	0.00	(79,950.00)	-95 %	
Tuition Fees	4020201001	99,023,000.00	13,376,601.54	0.00	0.00	0.00	13,376,601.54	0.00	0.00	0.00	(85,646,398.46)	-86 %	
Income Collected from Students	4020201002	6,019,000.00	460,654.45	0.00	0.00	0.00	460,654.45	0.00	0.00	0.00	(5,558,345.55)	-92 %	
Income from Other Sources	4020201003	3,443,000.00	2,479,090.53	0.00	0.00	0.00	2,479,090.53	0.00	0.00	0.00	(963,909.47)	-28 %	
Other School Fees	4020201099	80,492,000.00	4,230,263.50	0.00	0.00	0.00	4,230,263.50	0.00	0.00	0.00	(76,261,736.50)	-95 %	
Examination Fees	4020203000	35,000.00	7,700.00	0.00	0.00	0.00	7,700.00	0.00	0.00	0.00	(27,300.00)	-78 %	
Rent/Lease Income	4020205000	2,142,000.00	280,865.20	0.00	0.00	0.00	280,865.20	0.00	0.00	0.00	(1,861,134.80)	-87 %	
Others	4020221099	881,000.00	157,857.96	0.00	0.00	0.00	157,857.96	0.00	0.00	0.00	(723,142.04)	-82 %	
<b>TOTAL</b>		<b>195,638,000.00</b>	<b>21,106,502.93</b>	<b>0.00</b>	<b>0.00</b>	<b>0.00</b>	<b>21,106,502.93</b>	<b>0.00</b>	<b>0.00</b>	<b>0.00</b>	<b>(174,531,497.07)</b>	<b>-89 %</b>	

Certified Correct:  
  
 JERRY S. SUMATA  
 ACCOUNTANT III  
 Date: 2020-05-06 13:43:15.0

Recommending Approval:  
  
 ROSALINDA S. TUVILLA  
 Director of Financial Management Services (FMS) or Equivalent  
 Date: 2020-05-06 13:45:47.0

Approved By:  
  
 DR. RENATO M. SORDILLA  
 Agency/Entity Head or Authorized Representative  
 Date: 2020-05-06 13:50:48.0